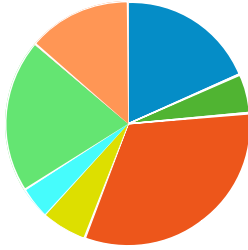


State of Kentucky-Demographics

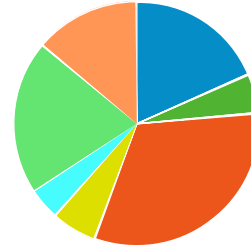
Consumer Expenditures Report (Logan County, Kentucky)

Apparel (2021)



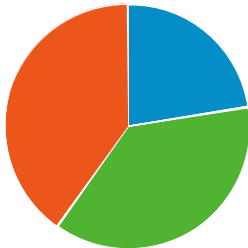
	\$ PER HOUSEHOLD	TOTAL \$000'S
Total	\$1,753	\$18,925
Men's Apparel	\$322	\$3,478
Boys' Apparel	\$92	\$1,000
Women's Apparel	\$563	\$6,080
Girls' Apparel	\$104	\$1,122
Infants Apparel	\$74	\$805
Footwear	\$355	\$3,836
Apparel Services and Accessories	\$241	\$2,603

Apparel (2026)



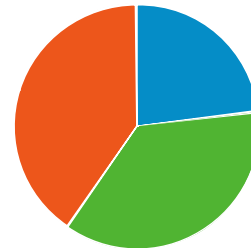
	\$ PER HOUSEHOLD	TOTAL \$000'S
Total	\$1,956	\$21,389
Men's Apparel	\$360	\$3,940
Boys' Apparel	\$102	\$1,125
Women's Apparel	\$627	\$6,861
Girls' Apparel	\$115	\$1,262
Infants Apparel	\$82	\$899
Footwear	\$396	\$4,329
Apparel Services and Accessories	\$272	\$2,974

Entertainment (2021)



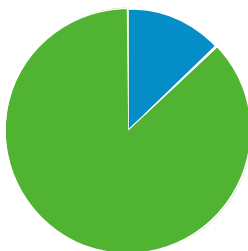
	\$ PER HOUSEHOLD	TOTAL \$000'S
Total	\$2,817	\$30,404
Fees And Admissions	\$634	\$6,845
Video And Audio Equipment	\$1,051	\$11,350
Recreational Equipment And Supplies	\$1,131	\$12,209

Entertainment (2026)



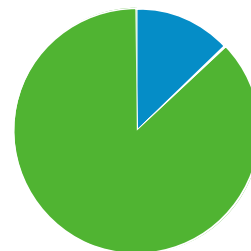
	\$ PER HOUSEHOLD	TOTAL \$000'S
Total	\$3,156	\$34,505
Fees And Admissions	\$730	\$7,990
Video And Audio Equipment	\$1,152	\$12,595
Recreational Equipment And Supplies	\$1,273	\$13,920

Education (2021)



	\$ PER HOUSEHOLD	TOTAL \$000'S
Total	\$1,000	\$10,000
Video And Audio Equipment	\$600	\$6,000
Fees And Admissions	\$400	\$4,000

Education (2026)

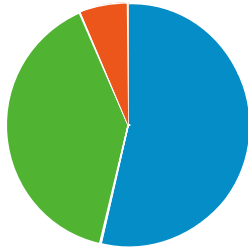


	\$ PER HOUSEHOLD	TOTAL \$000'S
Total	\$1,000	\$10,000
Video And Audio Equipment	\$600	\$6,000
Fees And Admissions	\$400	\$4,000

	\$ PER HOUSEHOLD	TOTAL \$000'S
Total	\$1,360	\$14,685
Books And Supplies	\$176	\$1,902
Tuition	\$1,184	\$12,783

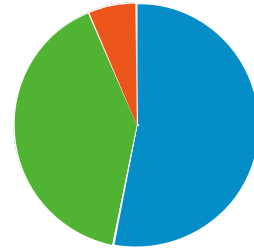
	\$ PER HOUSEHOLD	TOTAL \$000'S
Total	\$1,554	\$16,993
Books And Supplies	\$201	\$2,201
Tuition	\$1,353	\$14,792

Food and Beverages (2021)



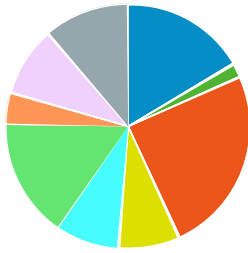
	\$ PER HOUSEHOLD	TOTAL \$000'S
Total	\$7,586	\$81,856
Food At Home	\$4,073	\$43,952
Food Away From Home	\$3,026	\$32,660
Alcoholic Beverages	\$485	\$5,243

Food and Beverages (2026)



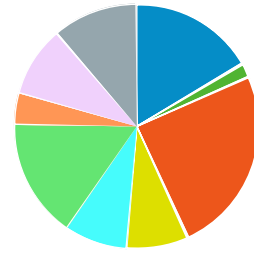
	\$ PER HOUSEHOLD	TOTAL \$000'S
Total	\$8,385	\$91,659
Food At Home	\$4,459	\$48,749
Food Away From Home	\$3,377	\$36,920
Alcoholic Beverages	\$548	\$5,990

Gifts (2021)



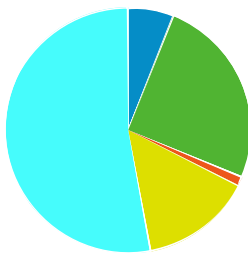
	\$ PER HOUSEHOLD	TOTAL \$000'S
Total	\$1,177	\$12,708
Gifts Of Apparel	\$194	\$2,098
Gifts Of Apparel Accessories	\$22	\$246
Gifts Of Education	\$291	\$3,147
Gifts Of Recreation	\$95	\$1,034
Gifts Of Food And Beverages	\$97	\$1,052
Gifts Of Household Furnishings And Equipment	\$184	\$1,987
Gifts Of Household	\$49	\$530
Gifts Of Transportation	\$109	\$1,185
Gifts Elsewhere Unspecified	\$132	\$1,429

Gifts (2026)



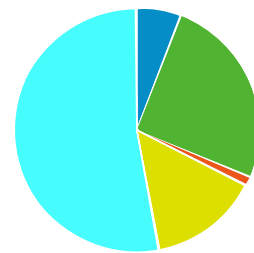
	\$ PER HOUSEHOLD	TOTAL \$000'S
Total	\$1,328	\$14,520
Gifts Of Apparel	\$219	\$2,395
Gifts Of Apparel Accessories	\$25	\$282
Gifts Of Education	\$328	\$3,591
Gifts Of Recreation	\$108	\$1,181
Gifts Of Food And Beverages	\$109	\$1,200
Gifts Of Household Furnishings And Equipment	\$207	\$2,271
Gifts Of Household	\$55	\$604
Gifts Of Transportation	\$124	\$1,364
Gifts Elsewhere Unspecified	\$149	\$1,632

Household Furnishings (2021)



	\$ PER HOUSEHOLD	TOTAL \$000'S
Total	\$1,177	\$12,708

Household Furnishings (2026)

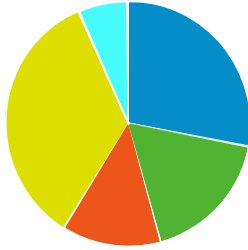


	\$ PER HOUSEHOLD	TOTAL \$000'S
Total	\$1,328	\$14,520

	\$ PER HOUSEHOLD	TOTAL \$000'S
Total	\$1,753	\$18,916
Household Textiles	\$105	\$1,137
Furniture	\$442	\$4,777
Floor Coverings	\$20	\$222
Major Appliances	\$257	\$2,781
Housewares And Small Appliances	\$926	\$9,999

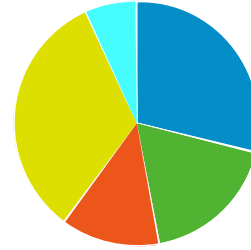
	\$ PER HOUSEHOLD	TOTAL \$000'S
Total	\$1,963	\$21,463
Household Textiles	\$116	\$1,277
Furniture	\$498	\$5,452
Floor Coverings	\$23	\$257
Major Appliances	\$287	\$3,142
Housewares And Small Appliances	\$1,036	\$11,334

Shelter (2021)



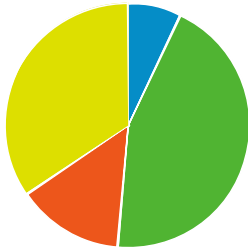
	\$ PER HOUSEHOLD	TOTAL \$000'S
Total	\$10,740	\$115,891
Mortgage Interest	\$3,017	\$32,560
Property Taxes	\$1,901	\$20,516
Miscellaneous Owned Dwelling Costs	\$1,400	\$15,116
Rental Costs	\$3,712	\$40,054
Other Lodging	\$708	\$7,644

Shelter (2026)



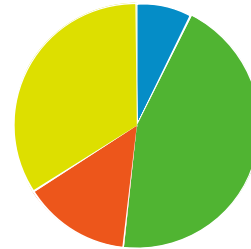
	\$ PER HOUSEHOLD	TOTAL \$000'S
Total	\$11,886	\$129,928
Mortgage Interest	\$3,442	\$37,625
Property Taxes	\$2,145	\$23,451
Miscellaneous Owned Dwelling Costs	\$1,566	\$17,127
Rental Costs	\$3,913	\$42,778
Other Lodging	\$818	\$8,948

Household Operations (2021)



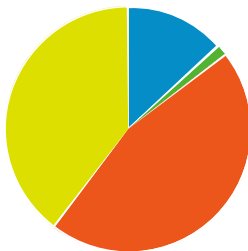
	\$ PER HOUSEHOLD	TOTAL \$000'S
Total	\$1,966	\$21,222
Babysitting And Elderly Care	\$139	\$1,501
Household Services	\$873	\$9,422
Alimony And Child Support	\$277	\$2,990
Household Supplies	\$677	\$7,309

Household Operations (2026)



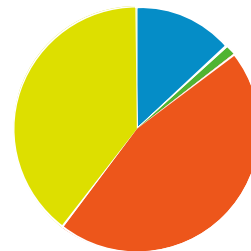
	\$ PER HOUSEHOLD	TOTAL \$000'S
Total	\$2,194	\$23,989
Babysitting And Elderly Care	\$161	\$1,763
Household Services	\$974	\$10,653
Alimony And Child Support	\$312	\$3,412
Household Supplies	\$746	\$8,161

Personal Care (2021)



	\$ PER HOUSEHOLD	TOTAL \$000'S
Total	\$1,966	\$21,222
Babysitting And Elderly Care	\$139	\$1,501
Household Services	\$873	\$9,422
Alimony And Child Support	\$277	\$2,990
Household Supplies	\$677	\$7,309

Personal Care (2026)



	\$ PER HOUSEHOLD	TOTAL \$000'S
Total	\$2,194	\$23,989
Babysitting And Elderly Care	\$161	\$1,763
Household Services	\$974	\$10,653
Alimony And Child Support	\$312	\$3,412
Household Supplies	\$746	\$8,161

	\$ PER HOUSEHOLD	TOTAL \$000'S
Total	\$680	\$7,346
Hair Care	\$90	\$977
Electric Personal Care Appliances	\$9	\$103
Personal Care Services	\$311	\$3,358
Personal Care Products	\$269	\$2,907

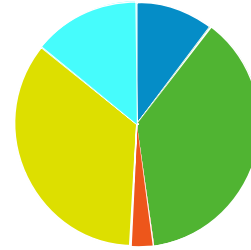
	\$ PER HOUSEHOLD	TOTAL \$000'S
Total	\$757	\$8,278
Hair Care	\$100	\$1,102
Electric Personal Care Appliances	\$10	\$116
Personal Care Services	\$346	\$3,784
Personal Care Products	\$299	\$3,276

Utilities (2021)



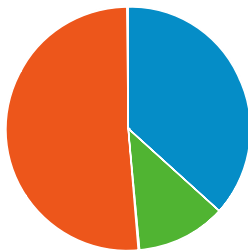
	\$ PER HOUSEHOLD	TOTAL \$000'S
Total	\$3,944	\$42,562
Natural Gas	\$406	\$4,383
Electricity	\$1,487	\$16,046
Fuel Oil And Other Fuels	\$122	\$1,317
Telephone Service	\$1,372	\$14,804
Other Utilities	\$557	\$6,012

Utilities (2026)



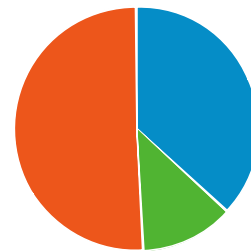
	\$ PER HOUSEHOLD	TOTAL \$000'S
Total	\$4,302	\$47,032
Natural Gas	\$445	\$4,870
Electricity	\$1,611	\$17,611
Fuel Oil And Other Fuels	\$134	\$1,470
Telephone Service	\$1,501	\$16,413
Other Utilities	\$610	\$6,668

Reading (2021)



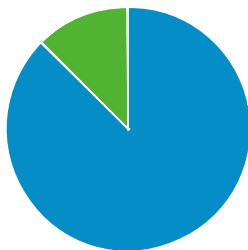
	\$ PER HOUSEHOLD	TOTAL \$000'S
Total	\$110	\$1,192
Newspapers	\$40	\$439
Magazines	\$13	\$146
Books	\$56	\$607

Reading (2026)



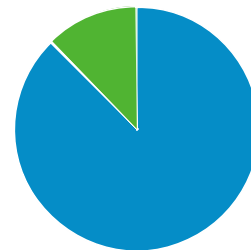
	\$ PER HOUSEHOLD	TOTAL \$000'S
Total	\$123	\$1,346
Newspapers	\$45	\$496
Magazines	\$15	\$165
Books	\$62	\$686

Tobacco (2021)



	\$ PER HOUSEHOLD	TOTAL \$000'S
Total	\$344	\$3,715

Tobacco (2026)

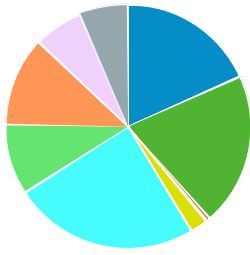


	\$ PER HOUSEHOLD	TOTAL \$000'S
Total	\$365	\$3,998

Cigarettes	\$301	\$3,251
Other Tobacco Products	\$43	\$464

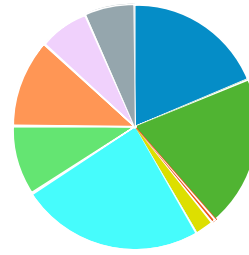
Cigarettes	\$320	\$3,498
Other Tobacco Products	\$45	\$500

Transportation (2021)



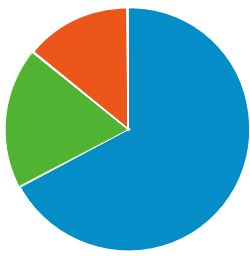
	\$ PER HOUSEHOLD	TOTAL \$000'S
Total	\$9,308	\$100,434
New Vehicle Purchase	\$1,704	\$18,396
Used Vehicle Purchase	\$1,872	\$20,204
Motorcycles (New And Used)	\$52	\$571
Vehicle Finance Charges	\$218	\$2,363
Gasoline And Oil	\$2,289	\$24,704
Vehicle Repair And Maintenance	\$868	\$9,376
Vehicle Insurance	\$1,092	\$11,787
Public Transportation	\$601	\$6,485
Other Transportation Costs	\$606	\$6,548

Transportation (2026)



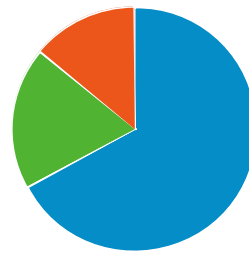
	\$ PER HOUSEHOLD	TOTAL \$000'S
Total	\$10,341	\$113,041
New Vehicle Purchase	\$1,936	\$21,169
Used Vehicle Purchase	\$2,061	\$22,530
Motorcycles (New And Used)	\$58	\$644
Vehicle Finance Charges	\$243	\$2,664
Gasoline And Oil	\$2,510	\$27,439
Vehicle Repair And Maintenance	\$963	\$10,535
Vehicle Insurance	\$1,196	\$13,078
Public Transportation	\$686	\$7,501
Other Transportation Costs	\$684	\$7,481

Health Care (2021)



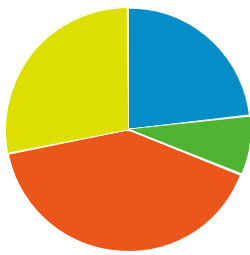
	\$ PER HOUSEHOLD	TOTAL \$000'S
Total	\$4,462	\$48,151
Health Care Insurance	\$2,999	\$32,364
Health Care Services	\$831	\$8,972
Health Care Supplies And Equipment	\$631	\$6,816

Health Care (2026)



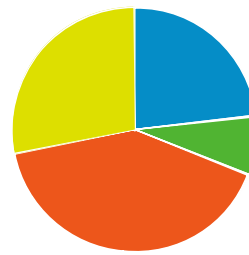
	\$ PER HOUSEHOLD	TOTAL \$000'S
Total	\$4,916	\$53,739
Health Care Insurance	\$3,299	\$36,068
Health Care Services	\$924	\$10,105
Health Care Supplies And Equipment	\$692	\$7,566

Miscellaneous Expenses (2021)



	\$ PER HOUSEHOLD	TOTAL \$000'S
Total	\$954	\$10,304
Legal And Accounting	\$221	\$2,394

Miscellaneous Expenses (2026)



	\$ PER HOUSEHOLD	TOTAL \$000'S
Total	\$1,065	\$11,647
Legal And Accounting	\$247	\$2,706

■ Funeral And Cemetery	\$75	\$809
■ Finance Charges Excluding Mortgage And Vehicle	\$389	\$4,206
■ Other Miscellaneous Expenses	\$268	\$2,894

■ Funeral And Cemetery	\$83	\$915
■ Finance Charges Excluding Mortgage And Vehicle	\$434	\$4,754
■ Other Miscellaneous Expenses	\$299	\$3,272

Personal Insurance (2021)		
	\$ PER HOUSEHOLD	TOTAL \$000'S
	\$340	\$3,678

Personal Insurance (2026)		
	\$ PER HOUSEHOLD	TOTAL \$000'S
	\$386	\$4,224

Contributions (2021)		
	\$ PER HOUSEHOLD	TOTAL \$000'S
	\$1,588	\$17,136

Contributions (2026)		
	\$ PER HOUSEHOLD	TOTAL \$000'S
	\$1,789	\$19,563

Retail Potential (2021)		
	\$ PER HOUSEHOLD	TOTAL \$000'S
Other Health and Personal Care Stores	\$50	\$542
Gasoline Stations with Convenience Stores	\$0	\$0
Gasoline Stations without Convenience Stores	\$2,661	\$28,719
Men's Clothing Stores	\$37	\$405
Women's Clothing Stores	\$163	\$1,769
Childrens' and Infant's Clothing Stores	\$70	\$764
Family Clothing Stores	\$437	\$4,715
Clothing Accessory Stores	\$34	\$375
Other Apparel Stores	\$53	\$576
Shoe Stores	\$179	\$1,941
Jewelry Stores	\$81	\$878
Luggage Stores	\$6	\$73
Sporting Goods Stores	\$213	\$2,307
Hobby, Toy, and Game Stores	\$64	\$693
Sewing and Needlecraft Stores	\$19	\$210
Musical Instrument Stores	\$18	\$200
Book Stores	\$77	\$841
Record,Tape,and CD Stores	\$0	\$0
Department Stores	\$885	\$9,559
Warehouse Superstores	\$2,251	\$24,297
Other General Merchandise Stores	\$339	\$3,660
Florists	\$16	\$178
Office and Stationary Stores	\$45	\$495
Gift and Souvenir Stores	\$55	\$603
Used Merchandise Stores	\$31	\$345
Pet and Pet Supply Stores	\$190	\$2,055
Art Dealers	\$15	\$164
Mobile Home Dealers	\$28	\$302
Other Miscellaneous Retail Stores	\$86	\$934
Mail Order and Catalog Stores	\$1,307	\$14,111
Vending Machines	\$37	\$401
Fuel Dealers	\$133	\$1,443
Other Direct Selling Establishments	\$101	\$1,094
Hotels and Other Travel Accommodations	\$165	\$1,787
RV Parks	\$1	\$17
Rooming and Boarding Houses	\$1	\$11
Full Service Restaurants	\$1,763	\$19,031

Limited Service Restaurants	\$819	\$8,842
Special Food Services and Catering	\$262	\$2,828
Drinking Places	\$73	\$797

Source: Applied Geographic Solutions, 2021
AGS Database Methodology Statements
